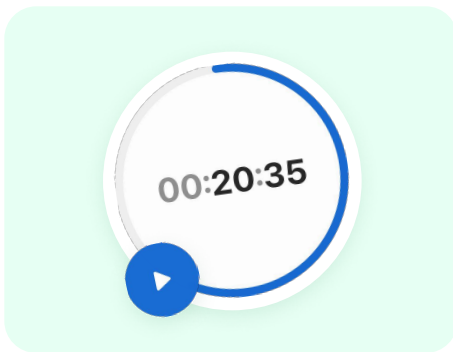


# Teacher Reading Engagement Guide

## Grow Your Students' Love of Reading with Beanstack

Beanstack uses proven gamification principles to motivate students to read more. Here are just a few ways you can use Beanstack to create a culture of reading in your classroom.



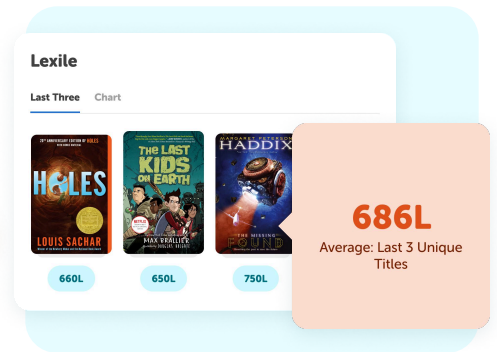
### Log Independent & Group Reading

- Build a routine of logging reading in Beanstack during silent sustained reading.
- [Log a read aloud](#) for some or all of your classes.
- Replace paper reading logs with Beanstack, and encourage students and families to log reading—using the mobile app and on the web—at home.



### Create a Reading Challenge

- Start simple by [creating a challenge](#) for your classroom using our ready-made templates.
- Use reading challenges to streamline your current classroom reading initiatives like genre units, reading lists, or year-long challenges to read a number of books.
- Develop custom activities and use book reviews to further promote student engagement with text.




### Access Independent Reading Data & Insights

- Leverage reading logs to connect with students about their reading habits.
- Utilize Leaderboards and [Lexile insights](#) to guide your instruction, intervention, recommendations, and parent-teacher conferences.
- [Schedule automatic reports](#) to make recognition easy and timely throughout the school year.

## Key Resources


- Attend a [training session](#)
- Explore our [Beanstack Help Center](#) for ongoing support

# Teacher Quickstart Guide




## Log for myself

- From your Admin Dashboard, click the green **View Reader Experience** tab on the right.
- Click on your name under **Your Reader Profile**.
- Click **Log Reading** at the top of the screen.




## Log for my students

- From your **Admin Dashboard**, click **Log For My Classes**.
- Choose the class and select/deselect students based on participation.
- Choose a log type, enter your logging data, and select **Log Reading** to record the session for each student.



## View student reading logs

- From your **Admin Dashboard**, select **My Classes and Readers**, then choose **View Students**.
- Search for and select a student.
- From the **Reading Log** tab, view students' reading logs and Lexile data.



## Access Insights & Reports

- From your **Admin Dashboard** navigate to the **Insights** section to view at-a-glance participation totals and insights like top books read by your classes.
- Navigate to **Insights > Leaderboards** to view your top readers.
- Schedule any report (we like the **Detailed Reader Report!**) to arrive in your inbox on a recurring basis. Navigate to any report and select the calendar icon to set your schedule.