

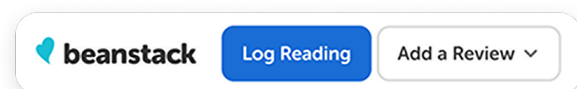
On the Web

Log In

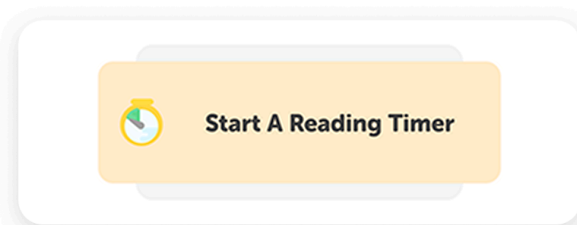
- Log in to your Beanstack account.
- Then, follow the steps below to log your reading, earn badges, compete against your friends, and more!

Log Your Reading

- Click 'Log Reading' at the top of the page.




- Start the reading timer OR click 'Log Minutes' to log your reading.




- Choose the date, title, number of minutes, and click log reading!
- When you finish the book, don't forget to select 'Finished.'

PRO TIP: Use the scanner

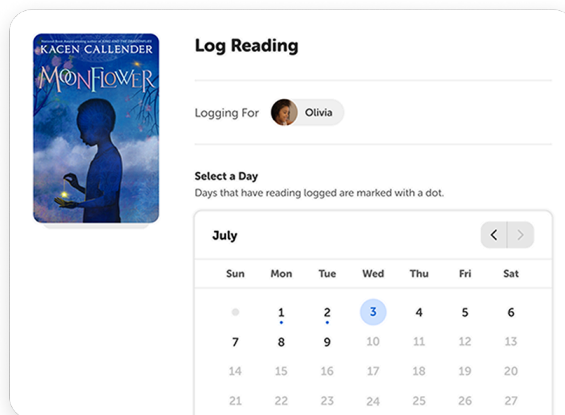
Click the  icon to scan the barcode on the back of your book!

Track Your Progress


- Click 'Reading Log' to see your reading activity.



- Log every day to build your reading streak!

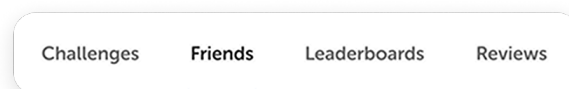


- Click on 'All Badges' to check out your reading achievements. YOU ROCK!

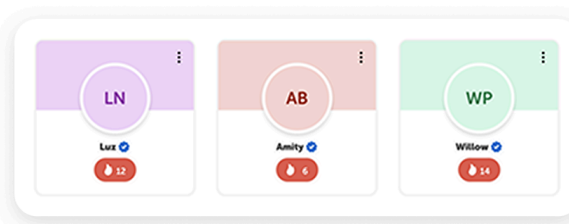


Connect and Compete with Friends

- Click the 'Friends' tab to check out what your friends are reading!



- To add a friend: Click 'Invite Friends' and type in their name.
- Already added friends? Click on a friend's name to see what they are reading and check their reading streak.



PRO TIP

Check out the 'Leaderboards' tab for some fun, friendly competition with your friends!